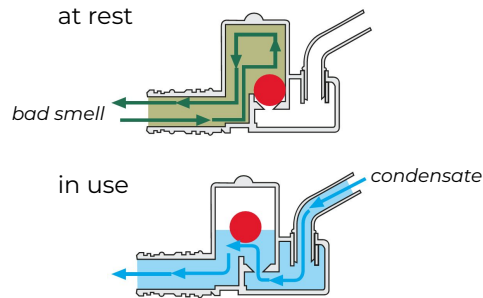
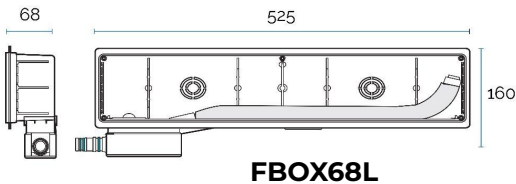
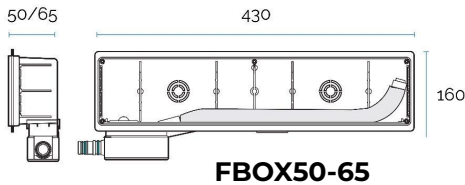


Flush-mounted condensate drain wall box



Reversible condensate drain wall box. Pipe connector \varnothing 16-18 and \varnothing 18-20 with o-ring.



Item	Colour	Dimensions mm
FBOX50	white	430x160x50
FBOX65	white	430x160x65
FBOX68L	white	525x160x68

Description: Reversible condensate drain wall box **FIRSTBOX**

Material: ABS

Features: The first reversible condensate drain wall box for inside air-outlet units with dry trap and direct drainage connection.

- Direct connection to the anti-smell trap
- Reversible outlet right/left
- Inspectable anti-smell trap
- No condensate water flowing on the bottom of the box
- No remaining rubbles in the drainpipes
- No more overflows in case of stuffed drainpipes
- No more stagnant condensate causing molds, bacteria and spots on the wall
- High reduction in heat bridges making stains and humidity on the walls
- Higher insulation for electric cables

